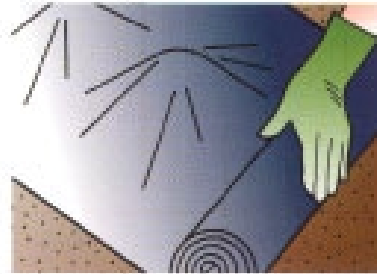



## Easy Installation...

## Gets Your Landscape On A Roll.

- 1 Simply roll fabric out gently over existing plants or beds.




- 2 Cut an "X" above each plant with household scissors or pocketknife.



- 3 Fit Typar around each plant. Roll back the slitted triangles and gently work the fabric down around each plant stem.



- 4 Cover Typar with 3-4 inches of mulch or stone\* to protect it from sun's UV rays.



Note: Fabric can occasionally be punctured by particularly aggressive grasses and weeds.  
\*Heavy Grade/3301 is recommended for use under stone.